

Emily Rose Michaud
artist/educator

- community outreach
- art classes & workshops
- urban & rural ecologies
- performance, installation & land art

emily@emilyrosemichaud.com
emilyrosemichaud.com



EMILY ROSE MICHAUD

Artist & Educator (B.F.A, B.Ed)

Culture in the Schools Program (Qc.)

Specialized in Art/Nature programming

Do you want an environmentally and socially engaged artist to motivate participants, get them to think about important issues as they explore their creative confidence, deepen their artistic skills and have fun?

Emily Rose Michaud is an experienced interdisciplinary artist who inspires, encourages and teaches students of various ages through diverse media and material. She helps them to foster artistic confidence and independent thought. She makes the creative process fun while encouraging self-led projects that allow students to realize their own creative potential.

With her facilitation, Emily's bilingual workshops and courses transform students' ideas and personal experiences into art works they are proud of. She inspires environmental stewardship and imagination through projects in drawing, painting, collage and environmental art. She will tailor her programming to your personal interest, level and goals, including those with special needs.

Emily's workshops cater to individual needs, + can incorporate...

>> Offerings depend on the season/time of year, and group needs.

IMAGINATION: Channeling it into individual or collaborative projects. Thinking big, breaking it down, and taking action towards a specific project.

DRAWING: Understand the basics of perception, develop various techniques for expression, and deepen the art of seeing while having fun.

PAINTING: Exploring various techniques on paper and canvas, mixing colours and working small and large. Group or solo projects.

LAND + LIVING ART: This unique workshop enables participants to learn the basics of germination while experiencing the magic of living art. Design a living tapestry or work outside, using organic found materials.

GUERILLA GARDENS + STREET ART: Fun ways to get your art out there in the streets. Whimsical and innovative ways to think creatively in public space.

SOCIAL + ENVIRONMENTAL ISSUES: Use the arts to express your feelings and create dialogue with others about issues that are important to you.

ZINE-MAKING: Channel personal stories and images to produce your very own DIY publication in one day!

MURAL-MAKING: Collective murals forge our sense of community, and contribute to a greater sense of belonging and engagement with our environment.

Proposal 1 **INTRODUCTION TO LAND ART + LIVING TAPESTRIES**

Proposal 2 **COLLECTIVE MURAL MAKING + DIY PAINT PRODUCTION**

Proposal 3 **INTRO TO GUERILLA ART & PROJECTS FOR PUBLIC SPACES**

Proposal 1 INTRODUCTION TO LAND ART + LIVING TAPESTRIES


Skills: Working with colour, texture, drawing, perception, measurement, brainstorming + articulating ideas.

Subjects: Suitable for subjects in art and nature (earth sciences, geography).

Age range: Grades 1-11 and up (degree of complexity increases with age).

Materials: Included, along with a sprout growing 'zine, + instructions on making your Living Tapestry, [here](#).

Description: Curious about artists who work with land and nature? We'll cover environmental art forms which think outside the box, help to reshape the places in which we live, and create dialogue about the role of art and its' relationship to our environment. We will create projects incorporating living materials such as: i- germinated seeds ii- seed bombs iii- found materials iv- outdoor Land Art creations. This unique workshop will encourage participants to learn the basics of germination while making and experiencing the magic of living embroidery. To make a living tapestry, each participant is offered burlap, a variety of seeds (wheat, teff, red clover, buckwheat, etc.), mineral supplements, and a pizza box to bring their work home. This is a great way to experiment on a small-scale while learning concrete growing tricks that may be translated into one's own creative practice. Living tapestries familiarize participants with colours and textures of sprouts growing on burlap, using both 2-D and 3-D skills. Participants will draw their ideas onto paper, translate them with seed onto a mini tapestry, then bring home and care for it. Throughout the following week, their living tapestries will need to be watered, as the seeds develop roots and bind to fabric like living threads. This is a creative and engaging opportunity to learn about growing and impermanence. The 'sprout drawings' teach us to pay attention to what is fleeting and encourage participants to care for something that is ever-changing. Download the [Living Tapestry Brochure](#) to learn more.



LIVING TAPESTRIES



MATERIALS:
 BURLAP, CHEESECLOTH, FABRIC OF LOOSE WEAVE.

DAY 1:
 Soak one half cup seeds of choice (lett, red clover, alfalfa, kale, china Rose radish, Buckwheat, wheat, broccoli) for at least 8 hours.

2
 Drain and rinse morning & night & morning one more time.

3
 Place germinated seeds on wet, burlap surface. **IMPORTANT!** Leave room between individual seeds to breathe. Spread them out evenly to avoid mold growth.

4
 Set up a dark + humid area for your tapestry to grow for example: lay down a garbage bag or plastic sheet underneath and overtop to create a warm, humid greenhouse effect. **IMPORTANT!** Ensure that the tapestry does not 'breathe' or is drenched in water, all the while ensuring that roots are humid.

WATER + MINERAL SUPPLEMENT To ward off mold growth + optional: **ZZZZZ DARKNESS HUMIDITY HEAT**


SUN and OXYGEN

Baby Bess Michaud artist/educator
 • necessary materials
 • are chosen if workshop
 • varies if time available
 • performance, installation & lead art
 babybess@paxcultura.com
 www.paxcultura.com

- 5** Towards the seventh day, when the sprouts begin to lift the plastic up, go ahead and uncover the plastic and expose the sprouts to the sun, for 2-4 days, all the while watering day + night. (enough to keep root system moist, but never too much water so there is a puddle).
- 6** When the tapestry seems ready + fully grown (or at its peak), stop watering it. It is now ready to be hung and dried!
- 7** Be attentive to the needs of your sprouts + let yourself be inspired by the creative process of living art. Enjoy!

Below: How We Gather, Part III: Rivers, 2014.

Above: Living Tapestry 'How To', Illustration PDF.
 Below: Sprout Out Loud! [A Sprout Growing Zine](#) & Manifesto of Local Sustenance.



The Jar Method:
 The jar method is super efficient and well contained. It requires no soil and is very easy to clean up. It is great for small experiments.

the materials you will need
 - clear glass or plastic jars
 - large rubber bands
 - nylon hexagonal screen
 - drying rack

Seed	Soaking Time	Sprouting Time
Adzuki	4-6 hours	1-2 days
Alfalfa	12 hours	1-2 days
Arborio	12 hours	1-2 days
Barley	12 hours	1-2 days
Basil	12 hours	1-2 days
Beans	12 hours	1-2 days
Buckwheat	12 hours	1-2 days
Chickpeas	12 hours	1-2 days
Chia	12 hours	1-2 days
Cilantro	12 hours	1-2 days
Coriander	12 hours	1-2 days
Cress	12 hours	1-2 days
Flax	12 hours	1-2 days
Fenugreek	12 hours	1-2 days
Garbanzo	12 hours	1-2 days
Green Peas	12 hours	1-2 days
Lentils	12 hours	1-2 days
Mung	12 hours	1-2 days
Mustard	12 hours	1-2 days
Okra	12 hours	1-2 days
Peanut	12 hours	1-2 days
Quinoa	12 hours	1-2 days
Rice	12 hours	1-2 days
Soybeans	12 hours	1-2 days
Sunflower	12 hours	1-2 days
Wheat	12 hours	1-2 days
Yam	12 hours	1-2 days



Left: Living Armour (day 13). Photo: Daniel Séguin

Proposal 2 COLLECTIVE MURAL MAKING* + DIY PAINT PRODUCTION

**murals can be made with ready-made or hand-made paints upon request...*

Skills: Working with colour, texture, consistency, paint, drawing, perception, measurement, imagination, brainstorming + articulating ideas.

Subjects: Suitable for subjects in art, nature (earth sciences, science, chemistry, geography), history.

Age range: Grades 1-11 and up (degree of complexity increases with age).




Materials: Included, along with a recipe book of DIY natural art materials for each participant.



Description: Creating our own paint and pigment is not only fun; it helps us reconnect to the materials we use to make art, while minimizing toxic exposure. Collective murals forge our sense of community, and contribute to a greater sense of belonging and engagement with our environment. During this multi-day workshop, we will realize a collective mural project and explore: the conception, design and realization of a large-scale mural; the preparation and creation of our own paint, emphasizing age old recipes used throughout art history to produce an archival (permanent), artist quality paint. We will cover basic painting techniques, aspects of the history, chemistry and affordability in the paint industry, with an accent on DIY production! Various binders and pigments combine to make paints such as: tempera, watercolour gouache and gesso. Binders include: beeswax, egg yolk, gum arabic, vegetable oils/butters, water. Pigments include: soot, iron oxide, clays, spices, mineral and earth-based pigments. Many such materials are available around us and participants will be encouraged to prepare them on their own to better understand the processes and advantages related to the creation of our own colours in a collective project, while honing our improvisational skills. The content and approach to each workshop will be catered to the level and needs of each participant, and a recipe/resource booklet is included.





Above: Collective mural project made with ready-made (recuperated) synthetic paints, Hull Adult Education Centre, 2017.
 Below: Collective mural projects made with hand-made (Do-It-Yourself) natural pigment paints, various sites, 2016-2017.





Proposal 3 INTRO TO URBAN ART & PROJECTS FOR PUBLIC SPACES



Skills: Drawing from observation, painting, sketching, brainstorming, articulating ideas, design.

Subjects: Suitable for subjects in art, geography, history, urban planning, design, theatre/performance.

Age range: Grades 5 and up (degree of complexity increases with age of participants).

Materials: Included, along with an inspirational 'zine: '*Sprout Out Loud! Land Art + Guerilla Gardens*'.

Description: Curious about Urban Art? Artists working in public space? This course introduces the street art basics to burgeoning young artists with a desire to reach an audience beyond the gallery walls. How can classroom creations fit into public space and transform the everyday environment? We'll experiment with both new and traditional media while considering the role of visual art in shared social spaces of the city. We'll work individually and collaboratively on 2D and 3D projects as we study environmental art forms which think outside the box, and create dialogue about the role of art and its relationship to our environment. We'll look at how our drawings and sculptures can fit into public space to be transformed for everyday use. The workshop begins with a presentation on Guerilla Gardens and Land Art highlighting citizen-led gardening initiatives, as well as their ties to grassroots social movements. These examples on the nature of engagement pertaining to land use and participatory democracy re-affirm the need for the poetic, political and public when it comes to art and action. Considering our role as social and cultural pollinators at both the local and international level, simple gestures that are inclusive, concrete, creative, inter-generational and life-affirming will be highlighted. When it comes to the built and natural spaces that compose our lives, this workshop aims to invigorate a radical re-imagining of our cities and villages and how we may (re)shape them. This workshop incorporates: i- stencil-making ii- sticker art iii- wheat-paste + poster art iv- walking tours v- live sketching in public vi- sketch for a public art commission vii- street installations/performance...and much more!



OTTAWA SCHOOL OF ART
ÉCOLE D'ART D'OTTAWA
ARTOTTAWA.CA 613.580.2765

FALL COURSE FOR TEENS
COURS D'AUTOMNE POUR ADOS

Street Art 101: Projects for Public Space
Art urbain 101: Projets pour espaces publics
12-16 Years / ans (Bilingual/Bilingue)


This course will introduce the street art basics to burgeoning young artists. Walking tours around the Orleans campus will inspire students to think about urban space differently. We will begin with drawing and sculpture, then move on to sticker art, murals, and street installations, among others.

Ce cours vise à initier les jeunes artistes aux principes de base de l'art urbain. Des promenades guidées à pied autour du campus d'Orléans inspireront les étudiants et les pousseront à percevoir à l'espace urbain autrement. Nous commencerons par le dessin et la sculpture, pour ensuite explorer les peintures murales, les installations de rue, le tricot urbain et beaucoup plus.

Emily Rose Michaud
Saturday/ Samedi: 13 h – 16 h
Fee/ Coût: \$275
SEP 14 SEP – DEC 7 DEC
12 sess/ séances | 36 h



245 BOULEVARD CENTRUM BLVD. | ORLÉANS, ON K1E 0A1 | 613.580.2765



Testimonials

“Every now and then you meet someone whose gifts are greater than the sum of their parts. I have known Emily from the time she was a child as her art teacher initially. The first piece she ever did with me won a national art competition and garnered her \$500. Her work has evolved and strengthened over the years even as she herself has. There are many reasons why Emily’s work is evocative and inspiring and those would be found in her very personality: she has an inordinate amount of kindness, love and wisdom – all of these apparent at a very young age. Her work with children teaching art has never been just a job for her; it is a magical and inspired mission. Children naturally gravitate to her because her lessons make the creative process for them fun and funky at the same time in an encouraging atmosphere. She reaches into their space and works with them to make their imaginative worlds manifest, with all the innocence and passion that brings. To have taken classes with her is something no doubt these children will be proud to tell stories about when they are old and grey.” – S. Shawcross. Artist/Writer, Chelsea, Qc.

“Emily Rose Michaud’s vision, creativity, commitment, and teaching experience make her an excellent choice for the Culture in the Schools Program. She will create enriching experiences for students and make your community blossom — as she has ours. For the last six years, I have observed Emily as an artist, activist, and educator. She creates engaged, thoughtful work that has had a direct impact on the life and development of Montreal’s Mile End neighborhood. She works across cultures, languages, and generations. Through her Roerich Garden Project, specifically, I’ve seen Emily combine the maintenance of a huge landscape-scale artwork with launching and organizing a weekly gardener’s group, convening events, creating performances and texts, coordinating over 50 submissions for a book, founding a nonprofit, and reaching out to municipal government officials. What sets Emily apart is this: she shows up and she keeps going. Even when it’s inconvenient. Even when she’s tired. Even when it’s freezing or raining. Emily is tenacious and deeply committed to her practice as an artist and educator. She is a talented artist who is grounded in research and theory. And she has the capacity to bring people together and inspire them to act and to create. I highly recommend her.” – C. Préfontaine. Founder, FacilitatingChange.org

“This summer I had the absolute pleasure and joy of working with Emily teaching children art at my farm and at a local municipal arts day camp. Her professionalism, commitment, and fun loving nature with children was both inspiring and wonderful to be around. I look forward to working with her in the future, helping youth develop their talents, experiencing the joy and empowerment that creating art can bring.” – C. Goodman. Art Teacher, Wakefield, Qc.

“Emily knew how to adapt her approach to teaching according to my teen-aged daughter’s abilities. Because she knew my daughter was serious about learning, she took a serious (but gentle, relaxed and fun) approach. She used mini-assignments with goals to teach various techniques while using different types of media. My daughter is now enrolled in a fine arts program in Cegep and will continue in fine arts at University. I participated in one class myself and I found that Emily made helpful and astute suggestions as my daughter and I worked on portraits of each other. Emily is a wonderful influence on anyone, children or adults, who want to take art lessons from her. I continue to be fascinated and excited by Emily’s own work.” – R. Renner. Art Restoration, Chelsea, Qc.

About

Emily is an artist and activist who connects land, water, seeds and people. She collaborates with both natural and social forces, and rekindles our relationship with place. Through land art, she explores concepts of home, territory, bio-regionalism and deep ecology. Her installations involve landscape, natural elements and plants, such as the living tapestries she composes of wheat grass grown through burlap, transformed into large, outdoor installations. Even in the city, her work brings people together to connect them to the natural world.

Biography

Emily Rose Michaud is an interdisciplinary artist and educator working at the crossroads of community organization, ecology and civic participation. She holds a BFA from Concordia University in Montreal and has a Bachelor of Education in the Primary/Junior division at University of Ottawa. Her body of work encompasses land-based art, installation, drawing, and public intervention. Michaud co-founded *Les Amis du Champ des Possibles*, a citizen-run non-profit that demonstrates and advocates for the cultural, ecological, and social importance of wild urban spaces. Her ongoing encounters in art and landscape emanate from the bio-regions of Outaouais and Montréal, where she engages with land as living entity and collaborates with community groups, architects, botanists, policy-makers, journalists, gardeners, politicians, and Youth. Learn more at: emilyrosemichaud.com
